



Board of Trustees 2015

Darnell Brown
President

Ronald D. Sulik
Vice President

Walter O'Malley
Secretary

Mayor Jack Bacci

Mayor Timothy DeGeeter

Sharon A. Dumas

Mayor Robert A. Stefanik

Directors 2015 (as of 12/31/15)

Julius Ciaccia
Chief Executive Officer

Kellie Rotunno
Chief Operating Officer

Marlene Sundheimer
Chief Legal Officer

Jennifer Demmerle
Chief Financial Officer

Douglas M. Dykes
Director of Human Resources

Frank Greenland
Director of Watershed Programs

Constance T. Haqq
Director of Administration &
External Affairs

Chandra Yadati
Director of Information Technology

Raymond Weeden
Director of Operations &
Maintenance

Keeping our **Great Lake** great

During 2015, in addition to being a proud participant in Cleveland's "Year of Clean Water," and our treatment plants' continued excellence in meeting their permit limits, the District celebrated these successes and recognitions:

EUCLID CREEK TUNNEL

The Euclid Creek Tunnel was completed \$3.6 million under budget, setting a benchmark for future Project Clean Lake successes. These tunnels – the region's largest infrastructure investments – will keep hundreds of millions of gallons of combined sewage out of Lake Erie each year.

STORMWATER

The Ohio Supreme Court ruled that the District can proceed with its Stormwater Management Program to address large-scale flooding, erosion, and pollution problems on a regional basis.

GOOD NEIGHBOR PROGRAM

Our innovative Good Neighbor Ambassador program expanded communication and understanding with residents and businesses affected by our construction projects, and inspired other local organizations to adopt similar customer-engagement programs.

FAIRHILL/MLK GREEN PROJECTS

Green infrastructure at Fairhill Road and MLK Jr. Boulevard will manage 17 million gallons of stormwater in a typical year and reduce the flow reaching our combined sewer system.

URBAN AGRICULTURE

A new urban agriculture project in the Kinsman neighborhood will manage seven million gallons of stormwater a year, reduce CSO pollution to Lake Erie by 1.6 million gallons annually, and offer a new site for environmental outreach and education.

PUBLIC SQUARE

A new rainwater harvesting and infiltration system downtown at Public Square will capture storm runoff and reuse it for irrigation. Paired with a permeable paver tree infiltration system, the project will manage three million gallons of stormwater per year.

BEACH MONITORING UPGRADES

The District invested in a Mass Spectrometer to monitor beach waters for toxins produced by blue-green algae, as well as compounds found in pharmaceuticals and personal-care products. Our lab is the first in Ohio that can offer this type of analysis.

CLEAN-UP FUNDS

The District was awarded \$400,000 from the U.S. EPA to clean up two brownfields in Cleveland's Central neighborhood. Polluted with industrial waste atop contaminated soils, the sites will be remediated to make way for a District project that will help convert the blighted areas into 15.6 acres of greenspace—and eliminate 14.3 million gallons of CSO annually.

GREEN BUILDING

Our Renewable Energy Facility earned LEED Gold Certification and a Sustainable Cleveland recognition for its success in saving money and resources.

OPEN HOUSE SUCCESS

At its 2015 Open House, the District enjoyed a 228% increase in attendance from the previous year.

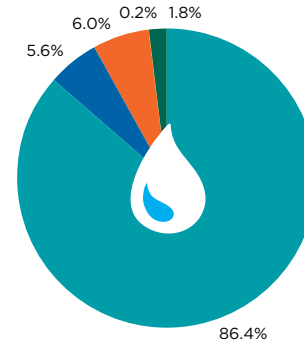
WINNING WORKPLACE

The District was recognized by both the Plain Dealer and NorthCoast 99 as one of the great workplaces in Northeast Ohio.

Revenues (In Thousands)

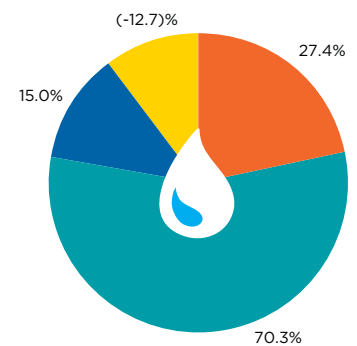
OPERATING REVENUES

		2015
City of Cleveland Sewer and Stormwater Service fees (NEORS D billing agent)	\$242,171	86.4%
Other Billing Agents Sewer and Stormwater Services Fees	\$15,824	5.6%
Direct Billed Sewer and Stormwater Service Fees	\$17,007	6.0%
Septic Tank and Municipal Sludge Fees	\$501	0.2%
Miscellaneous	\$4,927	1.8%
Total Operating Revenues	\$280,430	100.0%



NON-OPERATING REVENUES

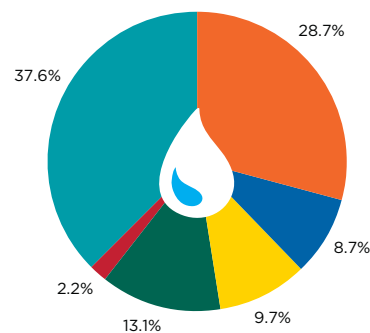
		2015
Interest Revenue	\$2,526	27.4%
Federal Subsidy Revenue	\$6,469	70.3%
Non-Operating Grant Revenue	\$1,383	15.0%
Decrease in Fair Value of Investments	\$(1,173)	-12.7%
Total Non-Operating Revenues	\$9,205	100.0%



Expenses (In Thousands)

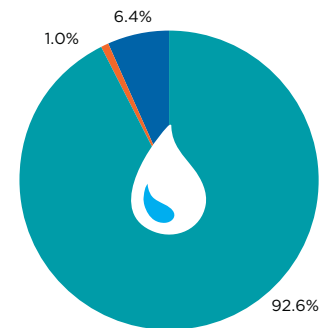
OPERATING EXPENSES

		2015
Salaries and Wages	\$47,918	28.7%
Fringe Benefits	\$14,563	8.7%
Utilities	\$16,284	9.7%
Professional and Contractual Services	\$21,988	13.1%
Other	\$3,726	2.2%
Depreciation	\$62,826	37.6%
Total Operating Expenses	\$167,305	100.0%



NON-OPERATING EXPENSES

		2015
Interest Expense on Long-Term Debt	\$62,617	92.6%
Non-Operating Grant Expenses	\$708	1.0%
Loss on Disposals of Equipment	\$4,323	6.4%
Total Non-Operating Expenses	\$67,648	100.0%



Financial Highlights

- Assets and deferred outflows of resources exceeded liabilities and deferred inflows of resources by \$1,357,906,185.
- Retirements of debt principal were \$46,084,980.
- Operating revenues increased by \$41,244,758.
- Operating expenses increased by \$7,935,044.